

J6-10QW SERVES

- 封装尺寸Size dimensional: 61.0x50.8x12.7mm
- 宽范围输入Wide input voltage range
- 转换效率典型Typical efficiency :80%
- 开关频率Switching frequency:300KHz±30KHz
- 过流、短路保护,自恢复Over current、short circuit protection
- 输入与输出高隔离Input-output isolate
- PCB板上直插式安装Board in-line type installs
- 温度适应范围宽Wide temperature range
- 50/25Hz标准方波输出Output normal square

外形图Outside drawing



CE RoHS

输入特性Input

输入电压范围 Input voltage range	2:1输入范围input voltage range			4:1输入范围input voltage range		
	标称Nom(V)	最小Min(V)	最大Max(V)	标称Nom(V)	最小Min(V)	最大Max(V)
	12V	9V	18V			
	24V	18V	36V			
	48V	36V	72V			
96/110V	72V	144V				
遥控端Remote ON/OFF	高电平(5-48v)或悬空工作High level or vacant			低电平(<0.3v)或接地关断Low level or ground		

输出特性Output

输出电压精度Output voltage accuracy	标称电压Nominal output voltage	Vo1:±5%
源效应Line regulation	标称负载, 全范围Nominal load, gamut	Vo1:±0.5%
负载效应Load regulation	20%~100%额定负载Rated load	Vo1:±1.0%
输出波形Output waveform	标准方波Normal square	
输出频率Output frequency	25/50Hz	±3Hz
失真度Distortion factor	Nom:±2%	Max:±5%
输出电压调节Output voltage adjust		无调节端No adjust
启动延迟时间Start delay time	典型值Typical	≤200mS
输出短路保护Short circuit protection	过流保护Over-current protection	自恢复Auto recovery

一般特性General

转换效率Efficiency	Vo≤5.0V:80%典型Typical	Vo>5.0V:85%典型Typical
开关频率Switching frequency	300KHz典型Typical	330KHz最大Max
工作温度Operating temperature	自由空气对流Free air convection	-25℃~+75℃工业级Industrial level
		-40℃~+85℃军级Military I level
焊接温度Welding temperature	手工焊接Hand welding	360±10℃;时间Time:5~10S
	波峰焊接Wave welding	260±5℃;时间Time:3~5S
储存温度Storage temperature		-40℃~+105℃
相对湿度Relative humidity		10%~90%
外壳材料Case material		黑色金属壳Black metal case:DC
隔离电压Isolation voltage	输入与输出Input and output	1000Vdc≤0.5mA/1分钟Minute
	输入与外壳Input and case	1000Vdc≤0.5mA/1分钟Minute
最小无故障间隔时间 (MTBF)		2X10 ⁴ Hrs

J6-10QW SERVES

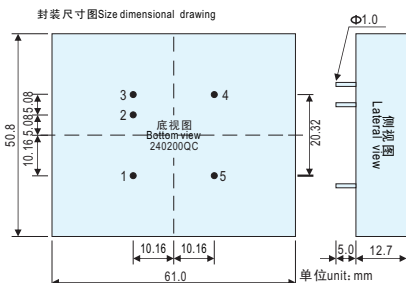
典型应用Type

输入电压范围 Input voltage range	输出电压 Output voltage	输出电流 Output current	输出波形 Output waveform	输出频率 Output frequency	型号 Type
12V(9-18V) 24V(18-36V) 48V(36-72V) 96/110V(72-144V)	12Vac	500mA	方波 Square	25/50Hz	J6QW12S12B5
	24Vac	250mA	方波 Square	25/50Hz	J6QW12S24B5
	75Vac	80mA	方波 Square	25/50Hz	J6QW12S75B5
	12Vac	500mA	方波 Square	25/50Hz	J6QW24S12B5
	24Vac	250mA	方波 Square	25/50Hz	J6QW24S24B5
	75Vac	80mA	方波 Square <td>25/50Hz</td> <td>J6QW24S75B5</td>	25/50Hz	J6QW24S75B5
	12Vac	500mA	方波 Square	25/50Hz	J6QW48S12B5
	24Vac	250mA	方波 Square	25/50Hz	J6QW48S24B5
	75Vac	80mA	方波 Square	25/50Hz	J6QW48S75B5
	12Vac	833mA	方波 Square	25/50Hz	J10QW12S12B5
	24Vac	416mA	方波 Square	25/50Hz	J10QW12S24B5
	75Vac	133mA	方波 Square	25/50Hz	J10QW12S75B5
	12Vac	833mA	方波 Square	25/50Hz	J10QW24S12B5
	24Vac	416mA	方波 Square	25/50Hz	J10QW24S24B5
	75Vac	133mA	方波 Square	25/50Hz	J10QW24S75B5
	12Vac	833mA	方波 Square	25/50Hz	J10QW48S12B5
24Vac	416mA	方波 Square	25/50Hz	J10QW48S24B5	
75Vac	133mA	方波 Square	25/50Hz	J10QW48S75B5	

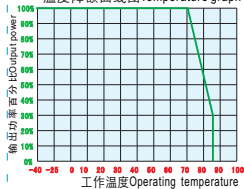
注:1、因篇幅有限, 以上只是部分产品列表, 若需列表以外产品, 请与本公司销售部或办事处联系。

2、当工作温度为+70℃时, 应按温度降额曲线图使用。

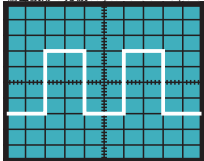
3、测试条件:所有参数测试均在标称输入电压、纯阻性额定负载及25℃室温环境下测得。



温度降额曲线图Temperature graph



输出波形: 方波 Output waveform: Square



管脚说明Pin	1	2	3	4	5
单路Single	REM	-Vin	+Vin	+Vout	-Vout